

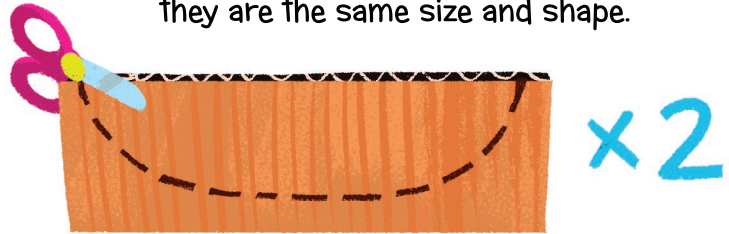
Boxitect Boat How To:

Supplies

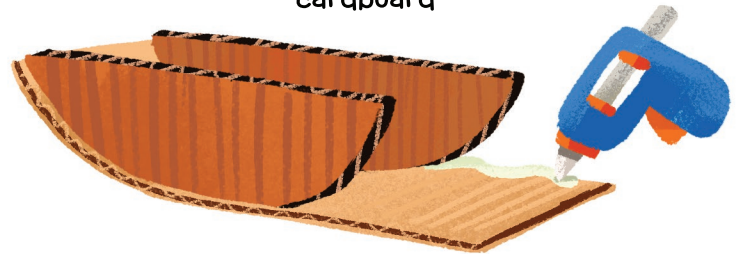
- 3 Pieces of Cardboard
- 1 Small Cardboard Box
- 1 Toilet Paper Roll
- Scissors
- Duct Tape
- Glue




1. Cut two sides of your boat from two cardboard pieces so they are the same size and shape.




2. Glue the sides to a longer, rectangular piece of cardboard



3. Glue the small box to your boat base.



4. Attach the toilet paper roll to the top of your boat



6. Use the duct tape to tape the entire base of your boat to make sure it's waterproof.



7. Test your boat in a full sink or bathtub!



Boxitect Challenge!

See how many marbles or toys you can fit on your boat before it sinks., or try making different boat shapes to see which one floats best.

Fun fact: There are real competitions held with people-sized boats just build with only cardboard, glue, and tape! The boat can stay afloat the longest without sinking wins!